

Student Expectations for Chromebook/Tablet Use
5th - 8th Grade
2020-21 School Year

A parent signature below indicates that your child has checked out an FSSD Chromebook, charger, and bag for use at home and/or school for the 2020-21 school year.

In addition to the Guidelines for Technology Use Agreement:

- Students are responsible for the Chromebook they are assigned; **it is extremely important that students do not share, let friends borrow, swap, etc. If anything happens to the device, the student assigned to that computer will be responsible.**
- Each Chromebook has been identified with a tag with the TZ number. This must not be removed or altered in any way.
- Cases and Chromebooks are the property of FSSD and should not be permanently personalized in any way. For example:
 - Do not add stickers to the device.
 - Do not download personal files or pictures to the device.
 - Do not cover the camera with anything.
 - Do not draw on the device.
- Chromebooks will be monitored remotely. Students not adhering to all expectations in this document and in the Guidelines for Technology Use will be referred to administration.
- Students must charge the device at home each night.
- Students must keep Chromebooks in the case provided. Chromebooks should ALWAYS be secured in cases when moving around the building and at arrival and dismissal.
- Chromebooks are only to be used for school purposes as advised by teachers.
- If a Chromebook is damaged (be it the fault of the technology itself or the fault of the student), it should be turned in for repair at the school's designated location. When you take the damaged device to this location, a work order will need to be completed, and a loaner device will be provided (if available) for use until your device is repaired.
- Students intentionally damaging Chromebooks will be held responsible for the repair or replacement of the Chromebook.
- If a replacement Chromebook is unavailable, the student is responsible for all school work. A paper version will be provided by the teacher until the technology is once again available.
- If at any time a student is not adhering to the district or school technology expectations, Chromebook privileges may be revoked by an administrator.

School: _____ Homeroom Teacher: _____

Student Name printed _____ Date _____


Parent Signature _____ Date _____

Accessing Your Learning Resources

- 1) Turning on your Chromebook or Chrome Tablet and logging into your device



Chromebook



Chrome Tablet

- 2) Using your child's QR code or Google Account credentials, log into your Chromebook or Chrome Tablet. Click Log in with Google or if you have a Clever badge, click Clever Badge login.

- a) Google Credential Login

- (1) Enter the student username issued by FSSD. (fssd_____@fssd.org)
Student will enter FSSD ID# in the blank. Example:
fssd1234567@fssd.org. Click next

- (2) Type in student password: (usually – zero followed by studentID#)
Example: (01234567)



b) Badge Login

- (1) Upon starting up your device, you will see the “Sign into your Chromebook” screen - click next .
- (2) This will bring up the device’s camera and allow the QR code to be scanned for login. Hold the QR code up to the device’s camera.



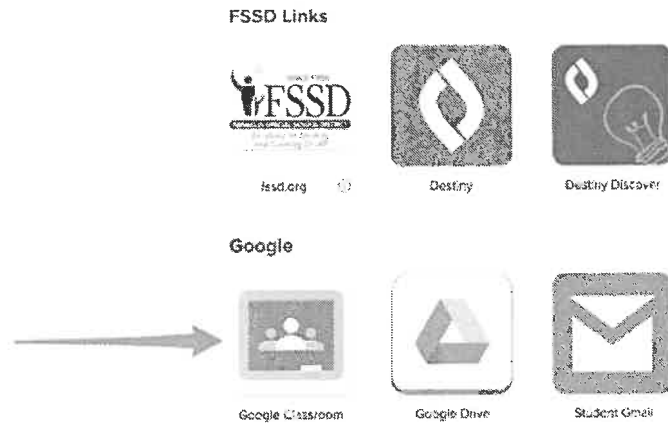
Example QR code



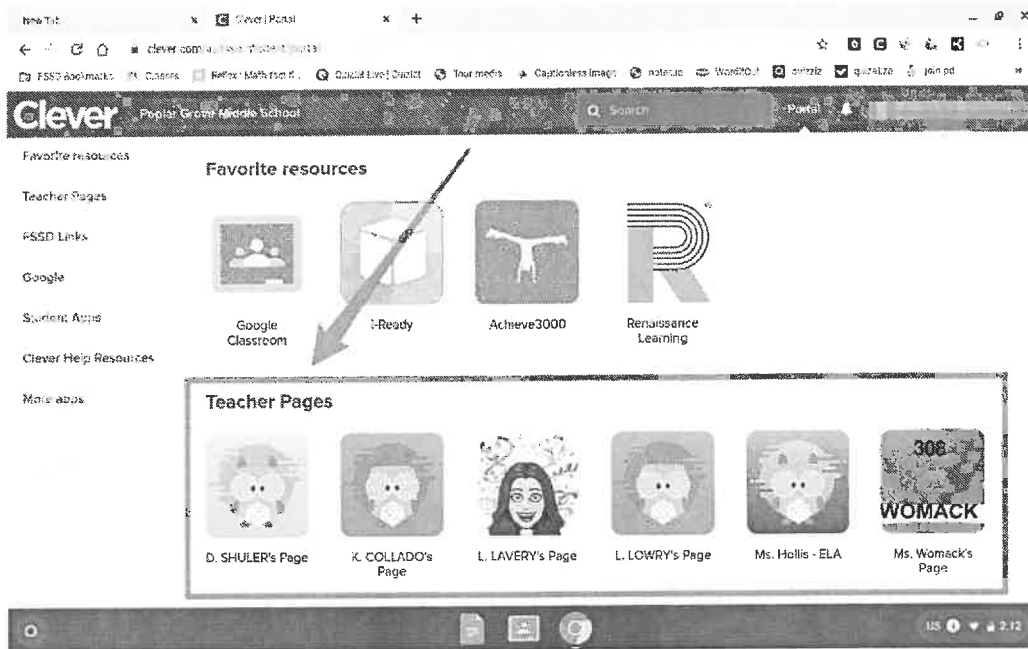
- 3) Open the Chrome browser, and click the blue C in the top right corner. This will take you to Clever, or you can type in this url: www.clever.com/in/fssd



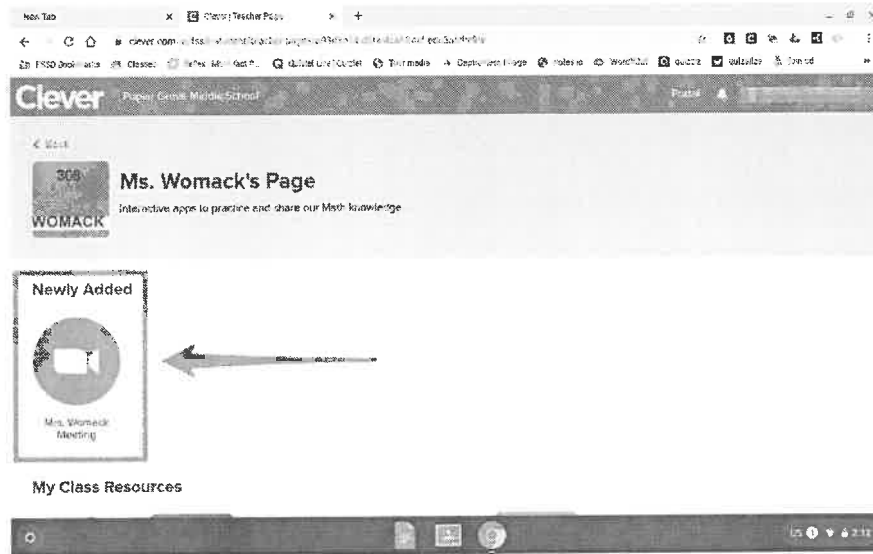
- 4) All student resources will be accessed through Clever by clicking on the “tile” for that program. For example, to get into Google Classroom, click on the tile that represents Google Classroom.



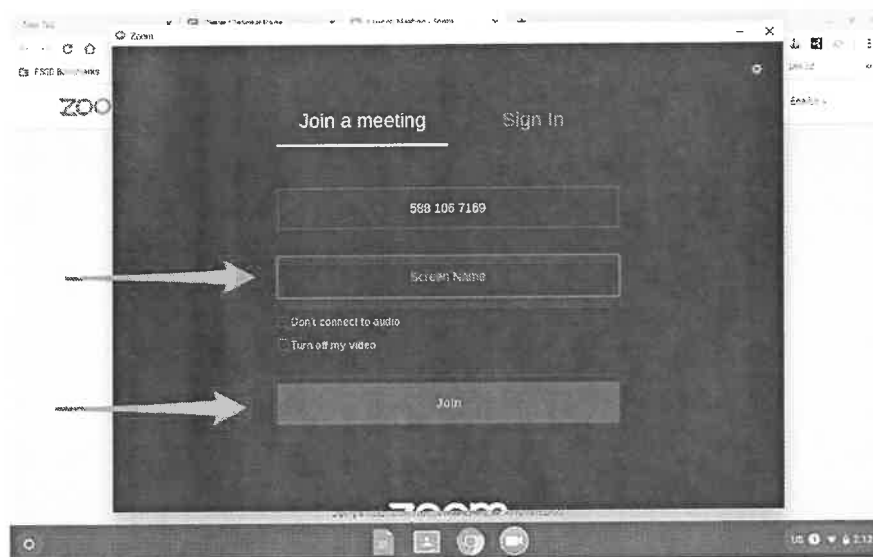
- 5) To access Zoom, select the teacher page for the teacher who is hosting the Zoom meeting.



6) Click on the Zoom icon.




7) Enter your name, and select "Join".



For further assistance, please contact your child's teacher to ensure you receive the needed support.




FRANKLIN SPECIAL SCHOOL DISTRICT



2020 - 2021 TEXTBOOK INFORMATION 5TH - 8TH GRADE


Reading:

5th grade: Open Up Resources
6th - SAVVAS My Perspectives
7th - 8th grade: McGraw Hill Study Sync



Math:

5th - 8th Curriculum Associates Ready Math
7th - 8th Algebra Geometry Houghton Mifflin
Harcourt Holt*



Social Studies:

5th - 8th grade: Gallopade*



Science:



5th grade: STEMscopes*
6th - 8th grade: SAVVAS Realize*

*Access online content through Clever.

Clever offers students single sign-on capabilities
and can be accessed at:

www.clever.com/in/fssd

Log in as a student using his/her district Google
account.



For more information contact your child's teacher.






FRANKLIN SPECIAL SCHOOL DISTRICT



ADDITIONAL DISTRICT DIGITAL RESOURCES 5TH - 8TH GRADE

Reading:

Achieve 3000*
Renaissance Learning*



Math:


i-Ready*

Science:

Discovery Education*



Other:



Google Suite for Education*
Learning.com*
Learning Blade*
Skyward Student Access*

*Access online content through Clever.

Clever offers students single sign-on capabilities
and can be accessed at:

www.clever.com/in/fssd

Log in as a student using his/her district Google
account.



For more information contact your child's teacher.

